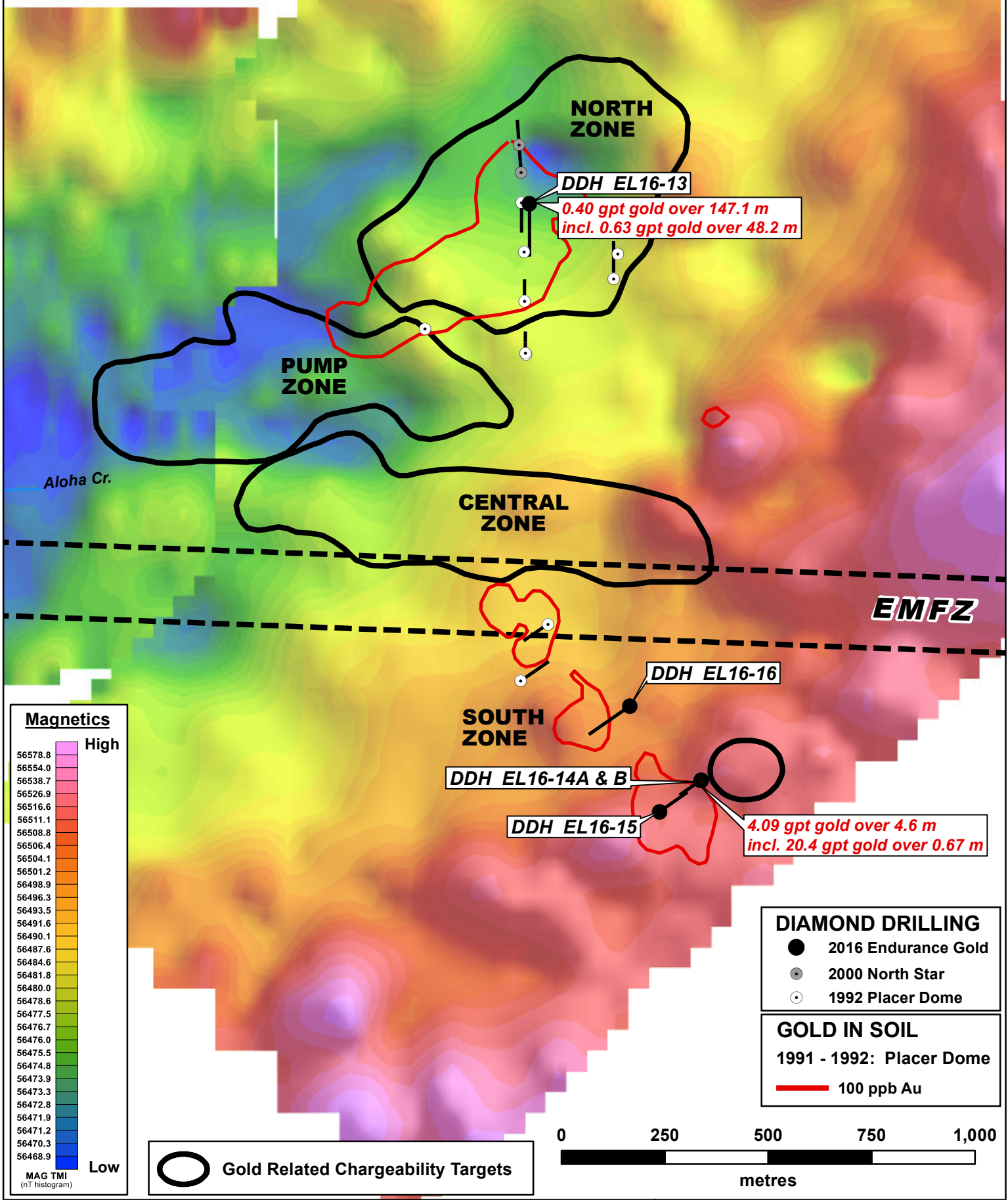


ELEPHANT MOUNTAIN PROPERTY
Total Field Magnetics



Aloha Cr.

NORTH ZONE

DDH EL16-13

*0.40 gpt gold over 147.1 m
incl. 0.63 gpt gold over 48.2 m*

PUMP ZONE

CENTRAL ZONE

EMFZ

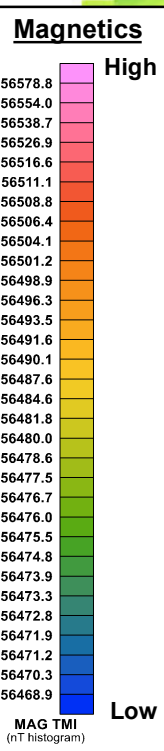
DDH EL16-16

SOUTH ZONE





DDH EL16-14A & B

DDH EL16-15

*4.09 gpt gold over 4.6 m
incl. 20.4 gpt gold over 0.67 m*



 **Gold Related Chargeability Targets**

- DIAMOND DRILLING**
-  2016 Endurance Gold
 -  2000 North Star
 -  1992 Placer Dome
- GOLD IN SOIL**
- 1991 - 1992: Placer Dome
-  100 ppb Au

