

# ENDURANCE GOLD

## CORPORATION



### Reliance Project, BC – Advancing to Preliminary Economic Assessment

Endurance Gold is a precious metals exploration and development company focused on expanding the inaugural inferred mineral resource of 19.6 M tonnes containing 1.45 Moz grading 2.3 gpt gold at the Reliance Gold Project, B.C. and advancing to an initial preliminary economic assessment.

### Reliance Mineral Resource Estimate

January 8, 2026

Inferred

Zone	Au Cutoff (gpt)	Tonnes (Mt)	Gold Grade (gpt)	Contained Gold (Moz)
OP	0.3	15.6	2.23	1.12
UG	1.0	4.0	2.58	0.33
<b>TOTAL</b>	<b>0.3, 1.0</b>	<b>19.6</b>	<b>2.30</b>	<b>1.45</b>

#### Latest News

Apr. 10, 2026

Endurance Reports Additional \$2.8 Million Through Exercise of Warrants and Options

Apr. 8, 2026

Endurance Reports 2026 Multi-Rig Drilling Program to Commence May 1 at the Reliance Gold Project

#### Management

**Robert T. Boyd, P.Geo.**

President, CEO & Director

**Teresa Cheng**

CFO & Corporate Secretary

**Darren O'Brien, P.Geo.**

Vice President Exploration

#### Directors & Advisors

H. Ross Arnold, Director

Richard Gilliam, Director

J. Christopher Mitchell, P.Eng., Director

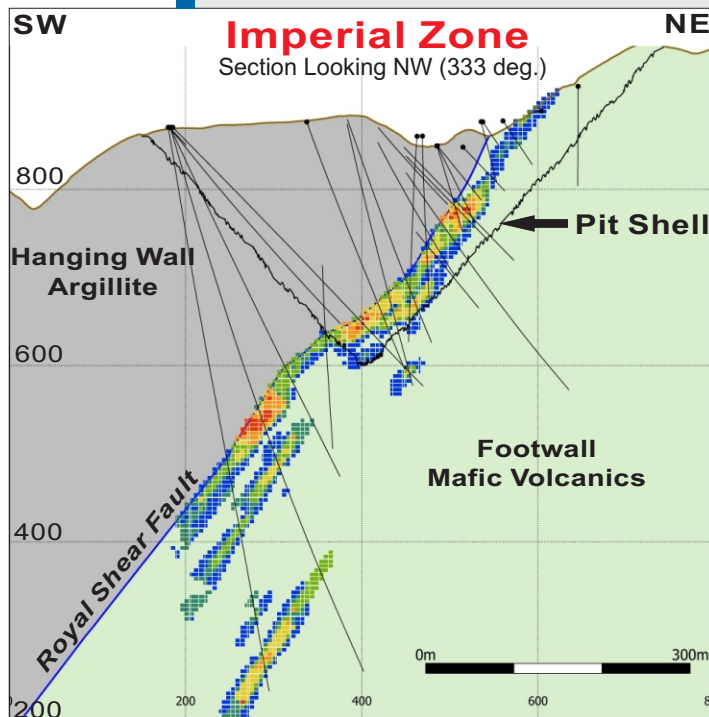
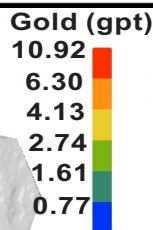
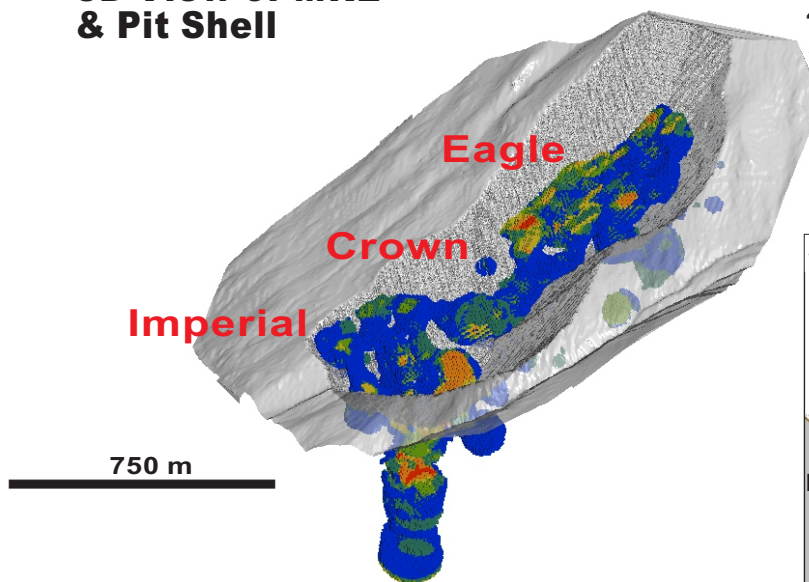
Robert Pease, P.Geo., Director

Alex J. Davidson, Strategic Advisor

Marc Jutras, P.Eng (MRE) Advisor

Chris Martin, C.Eng (Metallurgy) Advisor

### 3D View of MRE & Pit Shell



\*The Mineral Resource Estimate ("MRE") was prepared for Endurance Gold Corp. by Ginto Consulting Ltd. in accordance with NI 43-101 – Standards of Disclosure for Mineral Projects. Please see the news release dated January 19, 2026 for additional disclosure for the MRE with an effective date of January 8, 2026.

Mineral Resources, which are not Mineral Reserves, do not have demonstrated economic viability. There is no certainty that all or any part of the mineral resources estimated will be converted into mineral reserves. The estimate of Mineral Resources may be materially affected by environmental, permitting, legal, title, taxation, sociopolitical, marketing, changes in global gold markets or other relevant issues.

The CIM definitions were followed for the classification of the mineral resources. The inferred mineral resources have a lower level of confidence and must not be converted to mineral reserves. It is reasonably expected that the majority of inferred mineral resources could be upgraded to indicated mineral resources with continued exploration. The technical and scientific information in this presentation has been reviewed and approved by Darren O'Brien, P.Geo. who is a Qualified Person as defined by National Instrument 43-101 Standards of Disclosure for Mineral Projects.

# Reliance Project, Gold Bridge, B.C. (100%)

# Orogenic Gold - Antimony

- 100% owned – 10 km NE of Bralorne Mine with +4 million ounces of historic gold production.
- Inaugural Reliance Inferred Mineral Resource of 19 Million tonnes with 1.45 Million ounces at 2.3 gpt Gold.
- Next to existing roads and hydro-electric power.
- Inferred Mineral Resource open to expansion in pit and at depth with – 1.1 km vertical extent.
- Test work shows gold recovery of 84% to a marketable concentrate. Associated antimony requires further test work to determine recovery economics.
- 1.5 km of 4 km long Royal Shear Host Structure tested with Drilling. New 2.0 km offset target with Gold defined and ready for drill testing.
- Five other sub-parallel targets with high gold and antimony values require 2026 drill testing.

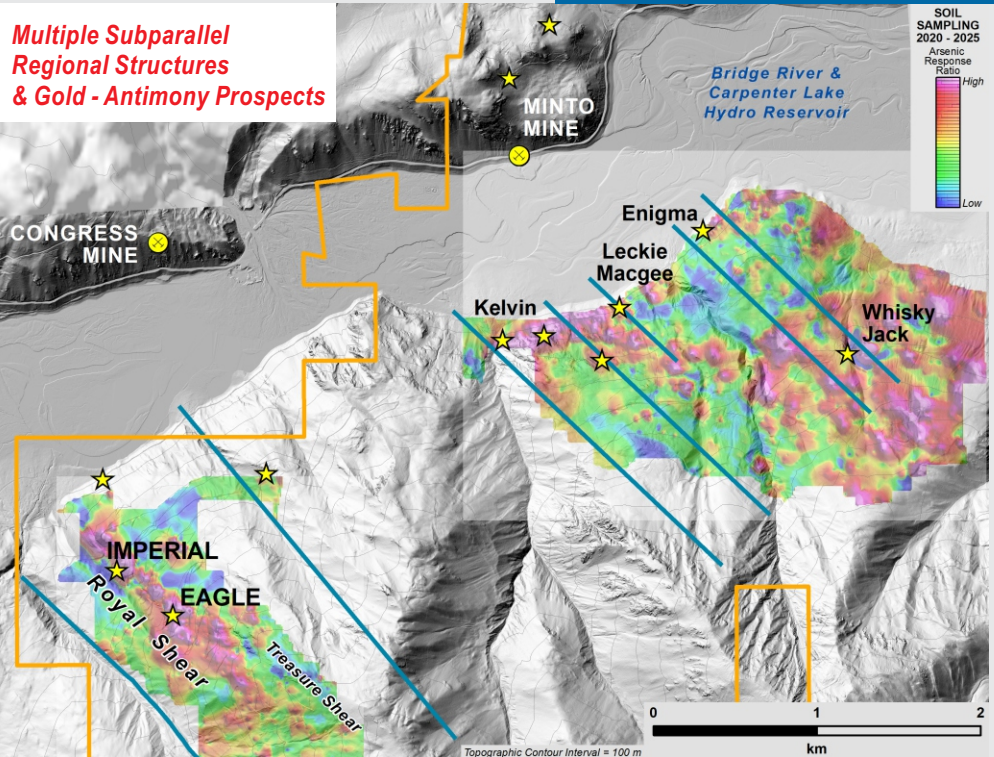
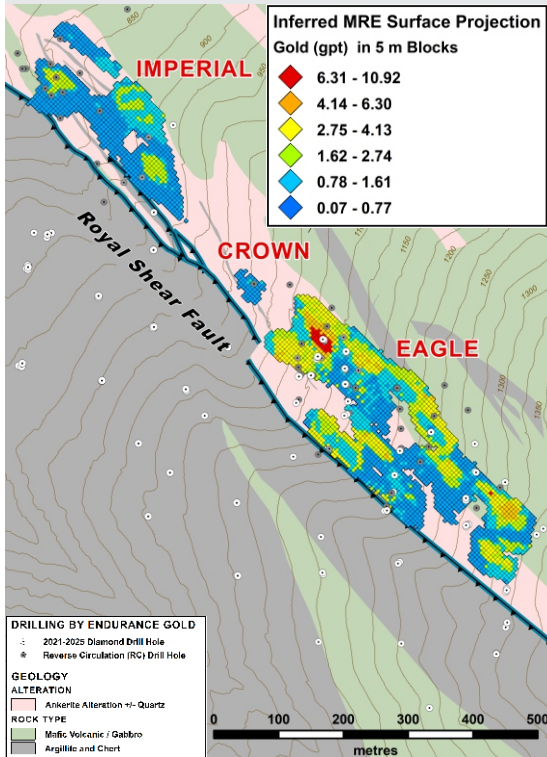
## 2026 PLANS

Drilling to expand MRE (in-pit and at depth)

Optimize gold & antimony recovery

Initiate PEA studies

Drill test multiple new targets



# Elephant Mtn. Project, Alaska (100%)

# Reduced Intrusive Hosted Gold

- 100% owned - Road accessible in the Tintina Gold Belt, near Manley Hot Springs.
- Reduced Intrusive hosted Stockwork and Shear hosted Gold.
- Seven priority targets over 12 km – 6 targets warrant drilling.
- South Zone:** Gold-Antimony in soil anomaly 1,400 x 250 m – DDH returns **4.0 gpt Gold / 4.6 m** – untested high priority IP chargeability anomaly.
- North Zone:** DDH returns **0.4 gpt Gold & high Antimony / 147.1 m** – Large associated IP chargeability anomaly.
- Trout Target:** Never drilled - Grab samples up to 23.1 gpt gold. 1,000 x 300 m >100 ppb soil anomaly +25 m wide shear zone – Soil grid includes **high gold-in-soil values up to 2,330 and 2,100 ppb gold**. Trench: 0.510 gpt gold over greater than 12 m.
- Further drilling warranted. **Available for spinout / option / sale.**

## Share Structure as of Apr. 8, 2026

Issued and Outstanding:	198,814,642
Stock Options:	8,500,000
Warrants:	6,752,710
Fully Diluted:	214,067,352
Market Cap. - Apr. 8, 2026	C\$97.4 m



**Insider Holdings 60%**

Apr. 10, 2026

## Share Price \$0.11 - \$0.90

(52 week range)

